

BEGINNING SOUNDS

Mm

S s

Large pictures: monkey, moon, mittens, mop, snail, soap, spoon, slide

This activity is from the "Cookie Sheet Challenge" Volume 4

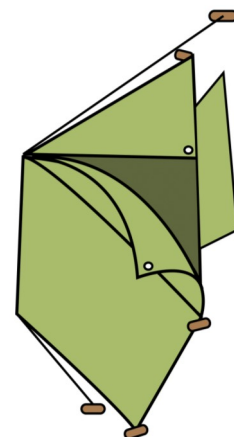



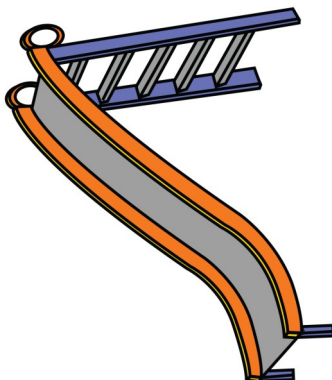



BEGINNING SOUNDS


R r

T t

Large pictures: rake, rain, rose, rug, tiger, tent, turtle, tree

This activity is from the "Cookie Sheet Challenge" Volume 4



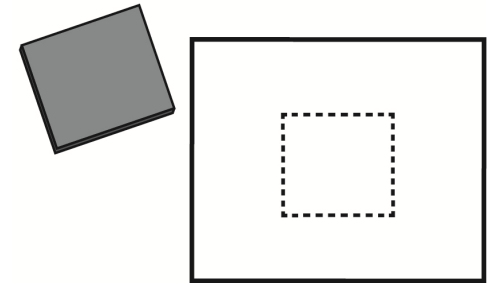


You Will Need:

- Cookie Sheets (you may wish to paint the cookie sheets, but it is not necessary). The cookie sheets in this activity were purchased at Walmart (Mainstays– Small Cookie Sheet for .88)
- Magnets for the pictures (magnetic strips can be found in the craft section of Walmart or other similar stores). Another option is to purchase magnetic business card backing in bulk and cut into squares.

To Assemble Your Activities:

- Print the pictures cardstock
- Print the templates on office paper
- Cut the pictures and stick a magnet on the back of each picture



Teaching Directions

Beginning Sounds

Gather the target pictures (listed in lower left hand corner). Have the student name the picture and place the picture in the correct square.