

WORD FAMILIES

-am









-an

-at

-ag

Small pictures: ham, yam, jam, ram, can, fan, pan, van, man, bat, cat, hat, rat, fat, bag, tag, rag, wag

This activity is from the "Cookie Sheet Challenge" Volume 6



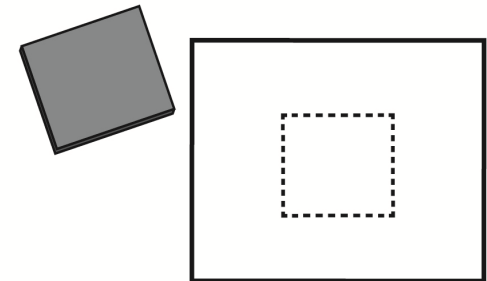
Directions

You Will Need:

- Cookie Sheets (you may wish to paint the cookie sheets, but it is not necessary). The cookie sheets in this activity were purchased at Walmart (Mainstays– Small Cookie Sheet for .88)
- Magnets for the pictures (magnetic strips can be found in the craft section of Walmart or other similar stores). Another option is to purchase magnetic business card backing in bulk and cut into squares.

To Assemble Your Activities:

- Print the pictures on cardstock
- Print the template on office paper
- Cut the pictures and place a magnet on the back of each picture



Teaching Directions

Sorting Word Families

Have your student name the picture and place the picture in the correct word family box.