

It's a Hit! Vowel Teams

flee

heal

drain

boat

freeze

bead

paint

coach

sheep

sea

chain

soap

peel

treat

paid


loan

ee

ea

ai

oa



It's a Hit! Vowel Teams

see

peace

plain

goat

feet

mean

jail

room

beef

meat

strain

oak

sheet

seal

claim


toast

ee

ea

ai

oa



It's a Hit! Vowel Teams

bleed

feed

tree

deep

ee

seam

seat

real

heat

ea

train

pail

stain

trail

ai


toad

soak

road

roach

oa



It's a Hit! Vowel Teams

feel

bean

pain

foam

sneeze

beat

grain

moan

tweet

steam

saint

coat

bleed

streak

brain


coal

ee

ea

ai

oa



You Will Need

- Approximately 15 bingo chips or game markers for each player. I like to use the small baseball erasers that you can purchase through Oriental Trading
- Wooden cube
- Black Sharpie Marker

To Assemble Your Activity

With the black Sharpie marker write the following vowel teams on 4 sides of the cube: oa, ee, ea, and ai. Draw stars on the other 2 sides.

To Play the Game

Provide each student with a game board. The first player rolls the die and reads the first word with the rolled vowel team (e.g if the “ee” was rolled, the player may read the word “peel”). A marker is then placed on the card over the word. The next player takes a turn rolling the die and reading a word from his/her board with the rolled vowel team and covering the word. Play continues. If the player has all the words covered in a row and the vowel team is rolled, he/she will skip the turn. The player with the who covers all the words on his/her board first wins the game.

