

# Directions

- Print the ABC penguins on cardstock
- Cut the penguins along the dotted lines




Choose either the upper- or lowercase letters. Provide your students with the penguins and have them place the penguins in alphabetical order. You may also have your students match the upper- to lowercase letters.











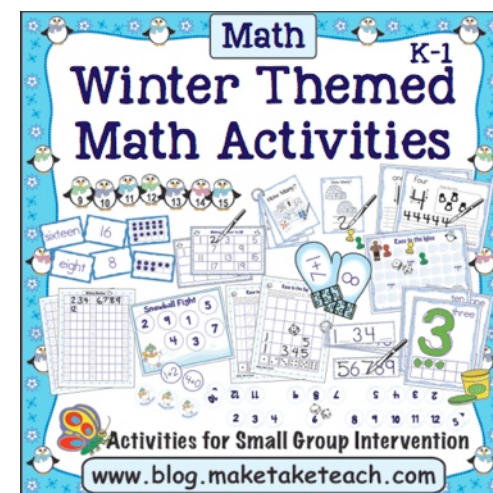
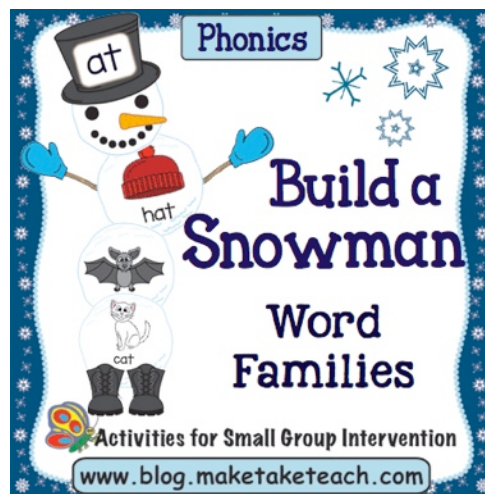
# Thank You

Thank you so much for downloading this freebie. If you like this activity, you may also enjoy these other Make, Take & Teach winter-themed activities.




[Mitten Match Rhyme](#)

[Build A Snowman](#)




[Winter Themed Math Activities K-1](#)



[Snowball Fight](#)

[Penguins Beginning Sounds](#)





# Thank You!

Thank you so much for downloading this product. I truly appreciate your business.

## Terms of Use:

- All pages of this product, including the clip art images, are copyrighted. You may not create anything to sell or share based on this packet.
- This product is for one teacher use only. Do not share with colleagues. If they like the product, please send them to my TpT store or to the Make, Take & Teach website.
- You are permitted to share the cover image of this product on your blog or via social media as long as you link back to my blog post showcasing the product or the product link on TpT or the MT&T website.

For free printables and other teaching ideas, be sure to visit [our blog](#), the [Make, Take & Teach website](#) and follow us on [Facebook](#) and [Pinterest](#).