

Spider Addition



+

=

Spider Addition



You will need: Laminated template, plastic spider counters (or any counters) or differing colors, dry erase marker, dice.

Have the student roll the dice, write the number rolled in the first square and then place the correct number of one colored counters on the web. Have the student roll the dice again writing the number in the second square and placing the number of counters of one color on the web. The student then solves the addition problem. Repeat.



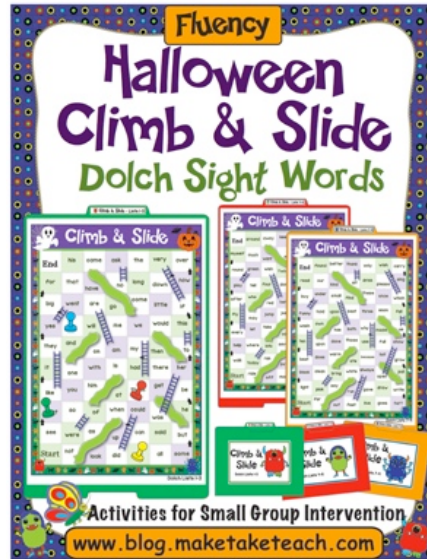
These plastic spiders were purchased during Halloween season at Jo-Ann Fabric and Crafts.

Thank You for Downloading this FREEBIE


If you like this Halloween themed activity you may be interested in our other Halloween activities!




[BOO! Dolch Sight Words](http://www.blog.maketaketeach.com)



[Halloween Climb & Slide-Dolch](http://www.blog.maketaketeach.com)




[Spider Web CVC Words](http://www.blog.maketaketeach.com)



[Monster Addition](http://www.blog.maketaketeach.com)



[Halloween Themed Game Boards](http://www.blog.maketaketeach.com)



[Spider Web Sight Words](http://www.blog.maketaketeach.com)